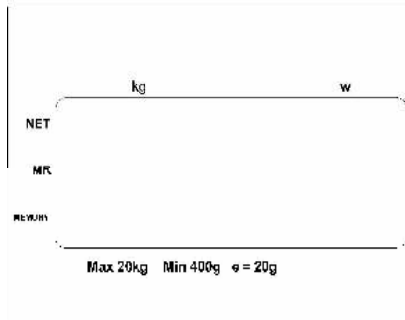


Quick Guide for MS2400

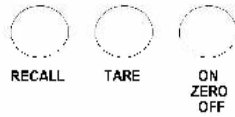


Important : Before operations, make sure you read and understand the manual.

Caution : Should place the scale on the flat surface
Batteries should be kept away from children.
Only babies can be placed on the baby tray
Never leave babies unattended on the scale.



charder



Steps :

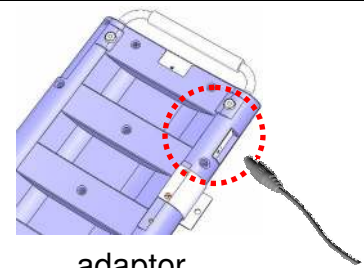
1

YOU WILL NEED ...



9V x1 battery

or



adaptor

2

Put the scale on the flat surface



3

Turn on the scale.
Press ON/ZERO/OFF to zero the scale.



4

Press HOLD before weighing.
After beep sound, measurement is completed !!.



KEY FUNCTIONS (Model MS2400 baby scale)

Key	Description
ON/ZERO/OFF	<ul style="list-style-type: none">● Turn ON/OFF the scale● Zero the scale
TARE	Tare un-wanted weight (ex. Diaper)
RECALL	<ul style="list-style-type: none">● To recall the last locked weight value if weight<1kg● To store the weight value if weight>1kg



103 Guo Zhong Road. Dah Li Dist. Taichung City. Taiwan 41262

TEL:+886 4 24063766

FAX:+886 4 24065612

www.chardermedical.com