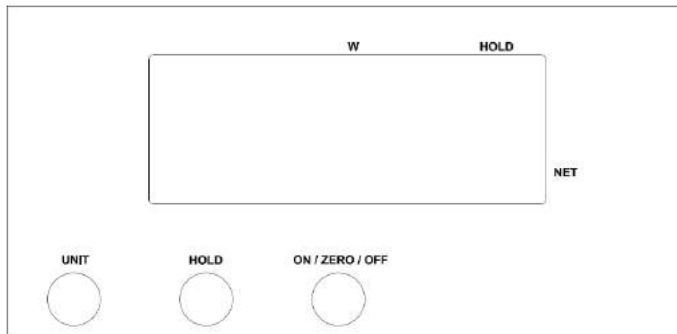


Quick Guide for MS3500



Important : Before operations, make sure you read and understand the manual.

Caution : Should place the scale on the flat surface
 Batteries should be kept away from children.
 Only babies can be placed on the baby tray
 Never leave babies unattended on the scale



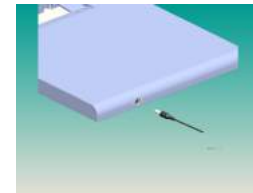
Steps :

1

YOU WILL NEED ...



9V x1 battery



or

adaptor

2

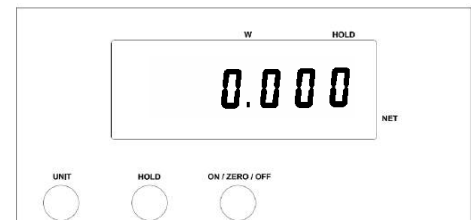
Put the scale on the flat surface



3

Turn on the scale.

Press ON/ZERO/OFF to zero the scale.



4

Press HOLD before weighing.

After beep sound, measurement is completed !!



KEY FUNCTIONS (Model MS3500 baby scale)

Key	Description
ON/ZERO/OFF	<ul style="list-style-type: none">● Turn ON/OFF the scale● Zero the scale
HOLD	To lock weighing result
UNIT	Weight unit switch between kg, lb, oz



Charder Electronic Co., Ltd
103 Guo Zhong Road. Dah Li Dist. Taichung City. Taiwan 41262
TEL:+886 4 24063766
FAX:+886 4 24065612
www.chardermedical.com